

# Model X

Built to Precision with every detail thoughtfully designed for comfort, sustainability, and style.



## Square Feet

3,046 (NET)

## Garage

2 Car with Flex Storage

## Structure

Two Stories | Height < 30 ft

Left-Entry Driveway

## Bedrooms

4

## EV Charging

Ready

## Footprint

50' W x 42' L

(≈ 46' with Porches)

## Bathrooms

3.5

## Solar

Installed

## Accessory Unit

JADU ≈ 373 SF — May be Excluded from

FAR in Some Jurisdictions

Below is an overview of the distinctive benefits of the Veev Model X—every detail thoughtfully designed for comfort, sustainability, and style.

### Comfort & Controls

- Lighting that feels good: Clean, low-profile LED lighting—dimmable, low-voltage, and energy-efficient in every room. Smart-switch upgrades can be added for app control and scenes.

### Build Quality

- Steel framing: Light-gauge steel is strong, non-combustible, and resistant to water, rot, and termites.
- Closed-Wall System: Factory-built to precision and pre-inspected, our wall panels integrate mechanical, electrical, and plumbing (MEP) systems under tight quality control, delivering cleaner finishes and consistent performance.
- Precision assembly: Components arrive ready to fit together on site, helping speed, quality, and consistency.
- Fire-resistant exterior: Non-combustible roofing and fiber-cement cladding help resist embers and radiant heat, supporting compliance with WUI fire-zone standards.
- Kitchen, Dining and Living Areas: Spacious island with more room for cooking, seating, and gathering.
- Tandem garage: More than parking—this extra-deep garage gives you flexible space for a workshop, a home gym, or organized storage.

### Smart Energy & EV

- EV-ready garage: One 40A / 240V circuit included. Just add your preferred charger and plug in.

### Warranty & Support

- 1-year “fit & finish” coverage on surfaces and finishes.
- 10-year structural coverage on major components.
- Backed by a precise, design-to-build process for quality and service you can trust.

Personalize your Veev home by selecting from two refined finish options.

### Daybreak



Bathroom Countertops



Bathroom Tiles




Carpet



Flooring



Kitchen / Bath Cabinets



Kitchen Backsplash



Kitchen Counter/Island



Kitchen Countertop/Island

### Twilight




Bathroom Countertops



Shower Surrounds



Carpet



Hardwood Flooring



Kitchen / Bath Cabinets



Kitchen Upper Cabinets

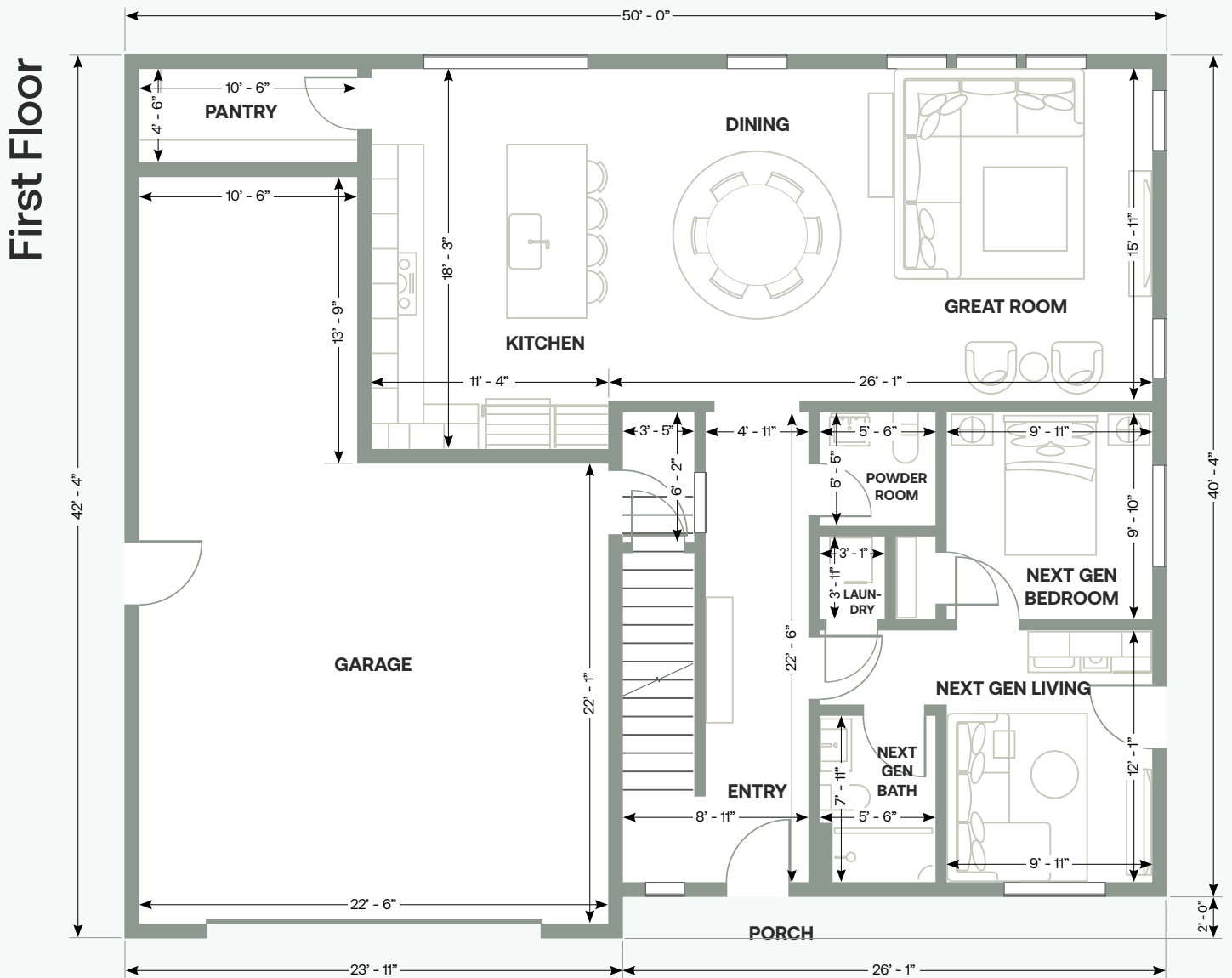


Kitchen Counter/Backsplash



Kitchen Island

# Model X Floorplan



**Square Feet**  
3,046 (NET)

**Garage**  
2 Car with Flex Storage

**Structure**  
Two Stories | Height < 30 ft  
Left-Entry Driveway

**Bedrooms**  
4

**EV Charging**  
Ready

**Footprint**  
50' W x 42' L  
(≈ 46' with Porches)

**Bathrooms**  
3.5

**Solar**  
Installed

**Accessory Unit**  
JADU ≈ 373 SF — May be Excluded from  
FAR in Some Jurisdictions

